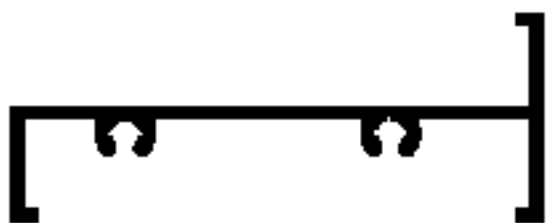


# LINHA 25

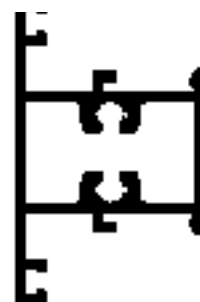


**MASTER  
ALUMÍNIO**

Soluções sob medida



25-517  
0,531 Kg/m



25-026  
0,479 Kg/m



25-504  
0,577 Kg/m



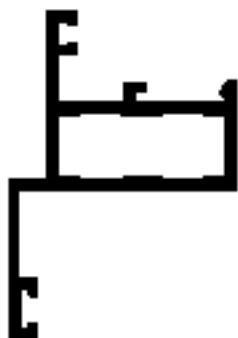
25-016  
0,462 Kg/m

# LINHA 25



**MASTER  
ALUMÍNIO**

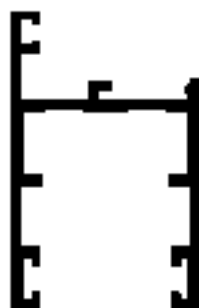
Soluções sob medida



25-005  
0,438 Kg/m



25-001  
0,325 Kg/m



25-011  
0,443 Kg/m



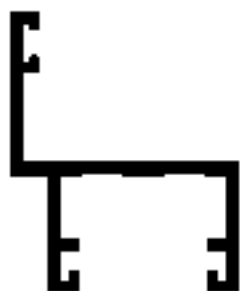
BG001  
0,100 Kg/m

# LINHA 25

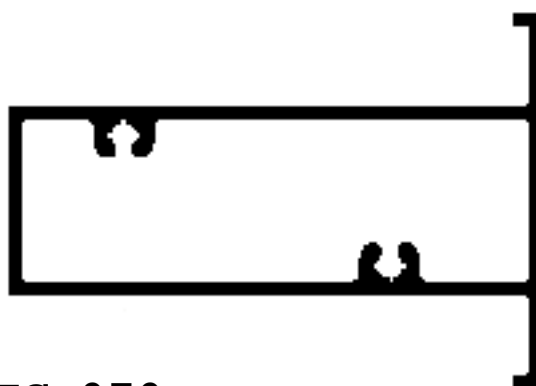


**MASTER  
ALUMÍNIO**

Soluções sob medida



25-002  
0,320 Kg/m



FC-070  
0,838 Kg/m



VZ-024  
0,270 Kg/m



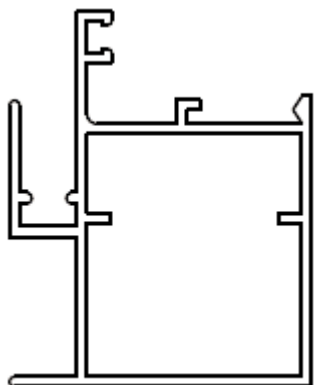
28-515  
0,252 Kg/m

# LINHA 25

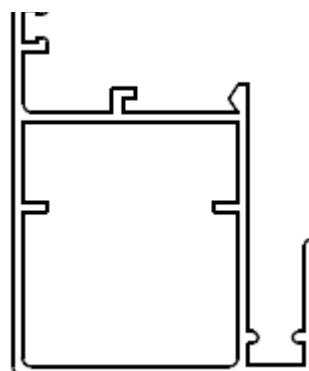


**MASTER  
ALUMÍNIO**

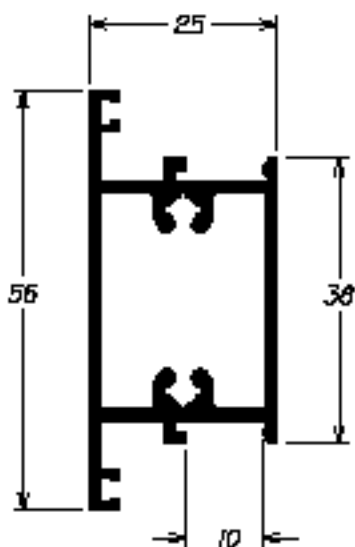
Soluções sob medida



25-015  
0,567 Kg/m



25-014  
0,540 Kg/m



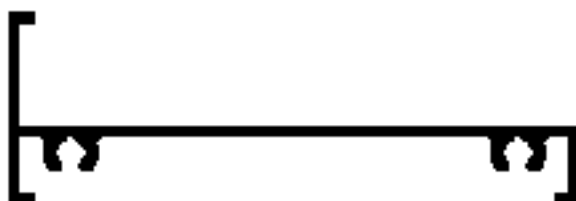
25-508  
0,690 Kg/m

# LINHA 25



**MASTER  
ALUMÍNIO**

Soluções sob medida



PE-009

0,490 Kg/m



25-023

0,653 Kg/m

# LINHA 25



**MASTER  
ALUMÍNIO**

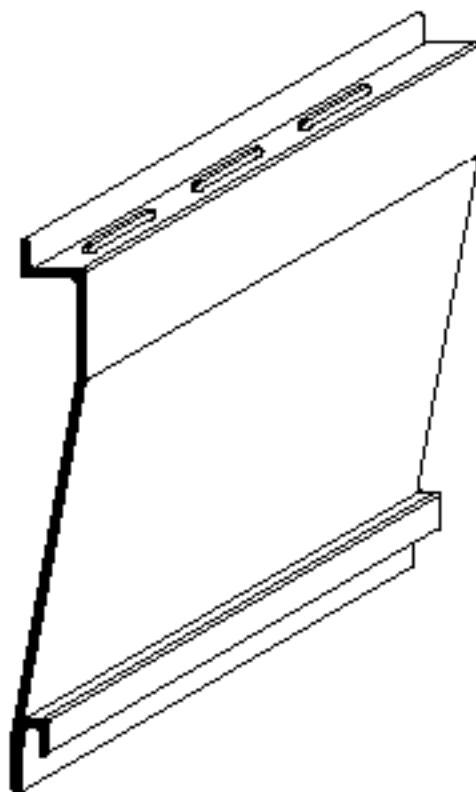
Soluções sob medida



25-510  
0,150 Kg/m



25-027  
0,265 Kg/m



US-280  
0,250 Kg/m